

# One Range Ohmmeter RESISTOMAT®

## Model 2354

Code:	2354 E
Manufacturer:	burster
Delivery:	1 - 2 weeks
Warranty:	24 months

2354-E



Panel mount version



Desktop version

- Fixed ranges 2 Ω ... 200 kΩ alternatively
- Limit setting indicator
- Different interfaces optionally
- DIN panel mount housing

### Application

This instrument is designed to measure resistances in four-wire technology, and is ideally suited to installation in control cabinets, instrument panels and control desks. The high-contrast LED display ensures good readability even from a distance. With a range of interfaces and large selection of functions, the meter can be integrated easily in machinery and industrial plant. The portable model in a rugged table-top case is suitable for mobile use e.g. on the factory bench or desk-top.

### Description

The built-in A/D converter works on the proven dual-slope principle. This technique ensures optimum long-term stability and noise suppression. The user-programmable classifier comparator can be used to identify test specimens as OK or NOK, with the result provided at isolated relay outputs. Optionally available interfaces such as RS232 or BCD make the 2354 an ideal instrument for automation.

## Technical Data

Measuring Range	Resolution	Measuring Current
2.0000 Ω	100 μΩ	10 mA
20.000 Ω	1 mΩ	10 mA
200.00 Ω	10 mΩ	1 mA
2.0000 kΩ	100 mΩ	100 μA
20.000 kΩ	1 Ω	100 μA
200.00 kΩ	10 Ω	10 μA

### Analog Input

Sampling rate, technique:	16 conversions/sec., sigma-delta
Setting time:	approx. 0.15 sec
NMR / CMR:	> 48 dB / > 80 dB
Max. burden voltage:	2 V

### Accuracy

Resolution:	4 1/2 digit, ± 19999 counts
Total error:	± 0.03 % rdg. ± 1 count
Temperature coefficient:	25 ppm/K
Long-term stability:	0.025 % drift for 3 years
Analog output (option):	± 0.05 % of scale, T <sub>c</sub> = 50 ppm/K

### Display

Type:	7 segment LED, 14 mm, red
Polarity:	automatic + or - sign
Overload (> 19999):	Display ± 1 - - -
Display memory:	minimum / maximum / average hold / tare by external control
Filter:	average value selectable
Step size:	1, 2, 5, 10 counts selectable

### General Data

#### Panel mounted version

Protection (EN 60529):	front IP 50, connector IP 20, EMC meets EN 50081-2, EN 50082-2
------------------------	--

Case material:	Noryl GFN 1, UL 94 V-1
Connector:	10 pin remov. screw clamp connector
Dimensions (W x H x D):	96 x 48 x 128 [mm]
Weight:	approx. 0.34 kg

#### Desktop version

Protection:	IP 40, EMC meets EN 50081-2, EN 50082-2
Housing:	Metal bench top housing
Connector:	power supply with standard IEC AC power inlet measure input via 5 pin socket with bayonet lock
Dimensions (W x H x D):	155 x 90 x 180 [mm]
Weight:	approx. 1.2 kg

### Environment

Operating temperature:	- 10 °C ... + 50 °C
Storage temperature:	- 25 °C ... + 85 °C
Relative humidity:	< 92 % RH non condensing

### Power

Supply voltage:	230 VAC, + 6 % ... - 10 % / 50Hz, option 115 V, option DC/DC converter 5 ... 30 VDC
Power:	approx. 5 W
Test voltage:	2500 VAC, at DC/DC converter 100 VDC

### Output / Interface

Relay contacts:	double-throw 250 VAC / 2 A, (2nd contact option)
Digital optoisolated (option):	BCD, V.24
Analog galv. isolated (option):	0 ... 10 V, R <sub>i</sub> ≥ 500 Ω 0/4 ... 20 mA, R <sub>b</sub> ≤ 500 Ω

### Order Information

#### RESISTOMAT®

2 Ω - range	2354-5002-V	<input type="checkbox"/>	<input type="checkbox"/>	<input type="checkbox"/>	<input type="checkbox"/>
20 Ω - range	2354-5020-V	<input type="checkbox"/>	<input type="checkbox"/>	<input type="checkbox"/>	<input type="checkbox"/>
200 Ω - range	2354-5200-V	<input type="checkbox"/>	<input type="checkbox"/>	<input type="checkbox"/>	<input type="checkbox"/>
2 kΩ - range	2354-6002-V	<input type="checkbox"/>	<input type="checkbox"/>	<input type="checkbox"/>	<input type="checkbox"/>
20 kΩ - range	2354-6020-V	<input type="checkbox"/>	<input type="checkbox"/>	<input type="checkbox"/>	<input type="checkbox"/>
200 kΩ - range	2354-6200-V	<input type="checkbox"/>	<input type="checkbox"/>	<input type="checkbox"/>	<input type="checkbox"/>

### Basic Version

#### Housing and Power supply

Panel mount version	230V/50 Hz -0
Panel mount version	115V/50...60 Hz -1
Panel mount version	5 ... 30 V DC -2
Desktop version	230V/50 Hz -3
Desktop version	115V/50...60 Hz -4

#### Analog output

Without analog output	-0
0 ... 10 V optoisolated	-1
0 ... 20 mA optoisolated	-2
4 ... 20 mA optoisolated	-3

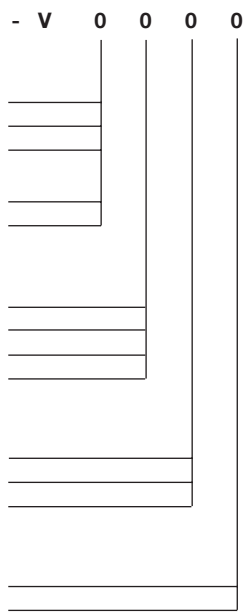
#### Interface

Without interface	-0
RS232/V.24 interface	-1
BCD data output*	-2

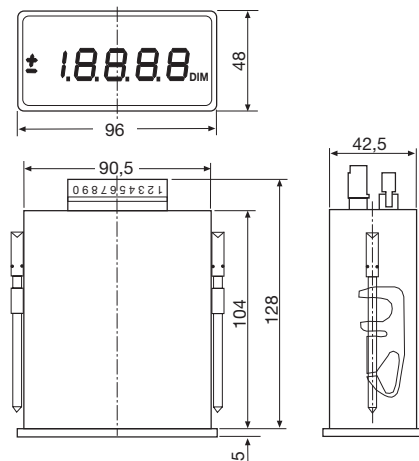
#### Limit output

1 Limit contact	-0
2 Limit contact	-1

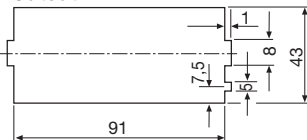
\* Not available with option BCD output



Dimensions in mm



### Cutout



### Connections

