


# BLC...

## Load cells

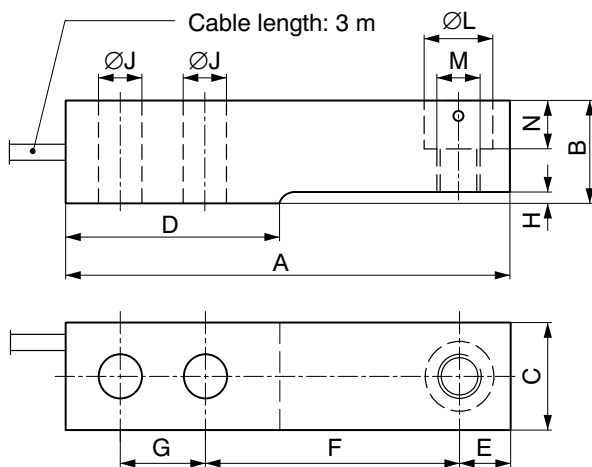


### Special features

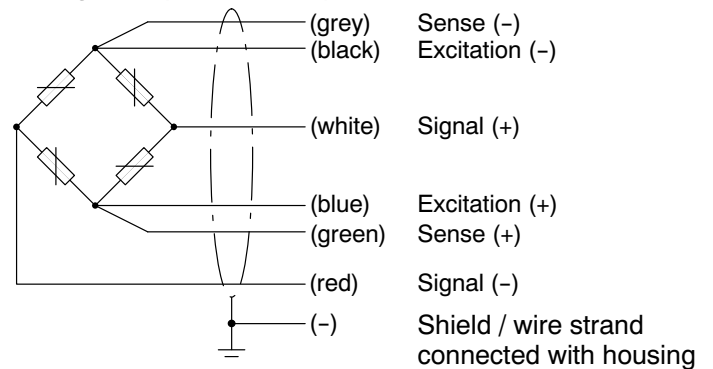
- Small dimensions
- Maximum capacities: 550 kg ... 1.76 t
- Stainless steel
- Meets EMC standards (EN 45 501)
- Complies with OIML R60 regulations up to 3000 d
- Protection class IP 67



### Dimensions (in mm; 1 mm = 0.03937 inches)



### Wiring code (6-wire circuit):



Nominal (rated) load ( $E_{max}$ )	A	B	C	D	E	F	G	H	Ø J	Ø L	M	N
550 kg ... 1.1 t	133.4	30.2	30.7	57.7	15.4	76.2	25.4	1.7	13	20.6	M12	14.2
1.76 t	133.4	30.2	30.7	51.7	15.4	76.2	25.4	1.7	13	20.6	M12	14.2

## Specifications

Type		BLC B1 D1			BLC B1 C3		
Nominal (rated) load ( $E_{max}$ )		550 kg	1.1 t	1.76 t	550 kg	1.1 t	1.76 t
Accuracy class according to OIML R 60		D1			C3		
Max. number of load cell verification intervals ( $n_{LC}$ )		1000			3000		
Minimum load cell verification interval ( $v_{min}$ )	% of $E_{max}$	0.0285			0.0100 (1.76 t) 0.0090 ( 550 kg + 1.1 t )		
Sensitivity ( $C_n$ )	mV/V	1.94			1.94		
Sensitivity tolerance	%	± 0.5			± 0.1		
Temperature effect on zero balance ( $TK_0$ )	% of $C_n / 10 K$	± 0.0400			± 0.0140		
Temperature effect on sensitivity ( $TK_C$ ) <sup>1)</sup>		± 0.0500			± 0.0140		
Hysteresis error ( $d_{hy}$ ) <sup>1)</sup>	% of $C_n$	± 0.0500			± 0.0170		
Non-linearity ( $d_{lin}$ ) <sup>1)</sup>		± 0.0500			± 0.0170		
Creep ( $d_{cr}$ ) over 30 min.		± 0.0500			± 0.0166		
Input resistance ( $R_{LC}$ )	Ω	> 350					
Output resistance ( $R_0$ )		350 ± 2					
Reference excitation voltage ( $U_{ref}$ )	V	5					
Nominal range of excitation voltage ( $B_U$ )		0.5 ... 15					
Insulation resistance ( $R_{is}$ )	GΩ	> 5					
Nominal temperature range ( $B_T$ )	°C [°F]	-10 ... +40 [+14 ... +104]					
Service temperature range ( $B_{tu}$ )		-30 ... +70 [-22 ... +158]					
Storage temperature range ( $B_{tl}$ )		-50 ... +85 [-58 ... +185]					
Safe load limit ( $E_L$ )	% of $E_{max}$	150					
Breaking load ( $E_d$ )		300					
Lateral load limit ( $E_{lq}$ )		100					
Permissible dynamic load ( $F_{srel}$ ) (vibration amplitude according to DIN 50100)		70					
Deflection at $E_{max}$ ( $s_{nom}$ ), approx.		mm	0.5				
Weight (G), approx.	kg	0.9					
Protection class according to EN60529 (IEC529)		IP67					
Material: Measuring element Cable fitting / Seal Cable sheath Application protection (sealing)		Stainless steel Stainless steel / Viton® PVC Silicone					

<sup>1)</sup> The data for Non-linearity ( $d_{lin}$ ), Hysteresis error ( $d_{hy}$ ) and Temperature effect on sensitivity ( $TK_C$ ) are typical values. The sum of these data meets the requirements according to OIML R60.

### Mounting accessories (to be ordered separately)

In order to minimize error interferences due to load introduction, HBM offers various proven load introductions for this load cell type, depending on the mounting situation: see separate Data sheet "HLC... - Load Cells"

Modifications reserved.

All details describe our products in general form only. They are not to be understood as express warranty and do not constitute any liability whatsoever.

#### Hottinger Baldwin Messtechnik GmbH

Im Tiefen See 45 · 64293 Darmstadt · Germany  
Tel. +49 6151 803-0 · Fax: +49 6151 803-9100  
Email: [info@hbm.com](mailto:info@hbm.com) · [www.hbm.com](http://www.hbm.com)

measure and predict with confidence

