


T rosette: 1.6 mm, (0.063 inch), 350 ohms



Original size

Dimensions in mm and inch

Measuring grid length	Measuring grid width	Total length	Total width
1.6 mm	2.0 mm	5.4 mm	6.1 mm
0.063 inch	0.079 inch	0.213 inch	0.240 inch

Preferred types

Variants

Option 4)

Option 5)

Option 8)

Steel

Aluminum

Other

Temperature resp. matched to

Creep adjustment

Option

Nominal resistance

1-TA11K1.6/350_E

1-TA11S1.6/350_E

K-TA1x⁴⁾x⁵⁾1.6/350xx⁸⁾

1= Steel
3= Aluminum


A, C, E, G, I, K, M,
O, Q, S

_E, BE, LE, _W

350 Ω ± 0.3 %

350 Ω ± 0.3 %

T rosette: 1.6 mm (0.063 inch), 350 and 1000 ohms



Original size

The 1000 ohms version has a slightly wider and slightly longer measuring grid; however, the external dimensions are as shown.

Dimensions in mm and inch

Measuring grid length	Measuring grid width	Total length	Total width
1.6 mm 2.5 mm	3.1 mm 1.8 mm	6.6 mm	5.8 mm
0.063 inch 0.098 inch	0.122 inch 0.071 inch	0.260 inch	0.228 inch

Preferred types

Variants

Option 4)

Option 5)

Option 8)

Steel

Aluminum

Other

Temperature resp. matched to

Creep adjustment

Option

Nominal resistance

1-TA21K1.6/350_E

1-TA21S1.6/350_E

1-TU21K1.6/1K0_E

1-TU21S1.6/1K0_E

K-TA2x⁴⁾x⁵⁾1.6/350xx⁸⁾

K-TU2x⁴⁾x⁵⁾1.6/1K0xx⁸⁾

1= Steel
3= Aluminum

1= Steel
3= Aluminum

A, C, E, G, I, K, M,
O, Q, S

A, C, E, G, I, K, M,
O, Q, S

_E, BE, LE, _W

_E, BE, LE, _W


350 Ω ± 0.3 %

350 Ω ± 0.3 %

1000 Ω ± 0.3 %

1000 Ω ± 0.3 %

T rosette: 3 mm (0.118 inch), 350 and 1000 ohms



Original size

The 1000 ohms version has a slightly wider longitudinal grid and a slightly smaller transverse grid; however, the external dimensions are as shown.

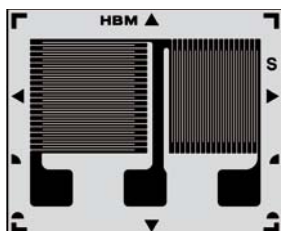
Dimensions in mm and inch

Measuring grid length	Measuring grid width	Total length	Total width
3.0 mm	3.0 mm 3.6 mm	7.5 mm	9.1 mm
0.118 inch	0.118 inch 0.142 inch	0.295 inch	0.358 inch

Preferred types		Variants Other	Option 4)	Option 5)	Option 8)	Nominal resistance
Steel	Aluminum		Temperature resp. matched to	Creep adjustment	Option	
1-TA11K3/350_E		K-TA1x ⁴⁾ x ⁵⁾ 3/350xx ⁸⁾	1= Steel 3= Aluminum	A, C, E, G, I, K, M, O, Q, S	_E, BE, LE, _W	350 Ω ± 0.3 %
1-TA11S3/350_E						350 Ω ± 0.3 %
1-TA11K3/1K0_E		K-TA1x ⁴⁾ x ⁵⁾ 3/1K0xx ⁸⁾	1= Steel 3= Aluminum	A, C, E, G, I, K, M, O, Q, S	_E, BE, LE, _W	1000 Ω ± 0.3 %
1-TA11S3/1K0_E						1000 Ω ± 0.3 %

T rosette

T rosette: 3 mm (0.118 inch), 350 and 1000 ohms



Original size

The 1000 ohms version has a slightly wider longitudinal grid and a slightly smaller transverse grid; however, the external dimensions are as shown.

Dimensions in mm and inch

Measuring grid length	Measuring grid width	Total length	Total width
3.0 mm	3.0 mm 3.8 mm	7.5 mm	9.1 mm
0.118 inch	0.118 inch 0.150 inch	0.295 inch	0.358 inch

Preferred types		Variants Other	Option 4)	Option 5)	Option 8)	Nominal resistance
Steel	Aluminum		Temperature resp. matched to	Creep adjustment	Option	
1-TA21K3/350_E		K-TA2x ⁴⁾ x ⁵⁾ 3/350xx ⁸⁾	1= Steel 3= Aluminum	A, C, E, G, I, K, M, O, Q, S	_E, BE, LE, _W	350 Ω ± 0.3 %
1-TA21S3/350_E						350 Ω ± 0.3 %
1-TA21K3/1K0_E		K-TA2x ⁴⁾ x ⁵⁾ 3/1K0xx ⁸⁾	1= Steel 3= Aluminum	A, C, E, G, I, K, M, O, Q, S	_E, BE, LE, _W	1000 Ω ± 0.3 %
1-TA21S3/1K0_E						1000 Ω ± 0.3 %

T rosette